

The leader in the self-adhesive technology!



SPIDER P SPIDER P mineral



SPIDER P and SPIDER P MINERAL are excellent quality self-adhesive waterproofing membranes made with **ADESO**® technology, the new compound layering system developed by Polyglass SpA.

 Guaranteed Quality UNI EN ISO 9001:2008 and UNI EN ISO 14001:2004	 Granule-free end-lap
 Products in compliance with European standards	 The only product with self-adhesive lateral and end-lap
 Polyglass is a member of Green Building Council	 All year membranes
 Bituminous membrane polymeric matrix ageing control	 No flame (greater work site safety)
 Without mechanical fixings	 Odour free
 Incredible lightweight	 Easy to apply

**IDEAL ON INSULATION PANELS
SENSITIVE TO FLAME**

**LATEST
GENERATION
SELF-ADHESIVE
MEMBRANES**



Adds value!



SELF-ADHESIVE TECHNOLOGY

TECHNICAL DESCRIPTION




SPIDER P and **SPIDER P MINERAL** are high quality self-adhesive bituminous membranes made with **ADESO**® technology, the new compound layering system from Polyglass SpA. **SPIDER P** and **SPIDER P MINERAL** are made from an elastomeric compound (APP) reinforced with a staple non-woven polyester fabric reinforced and stabilized with longitudinal glass threads. This reinforcement allows the product an excellent dimensional stability and mechanical performance and good working capabilities on-site.

SPIDER P is protected by a polyethylene film on its upper side while the upper side of the mineral version is protected by an even layer of natural coloured mineral slate chips.

The upper side also features **FASTlap**®, the innovative patented granule-free endlap, and the membranes are also provided with **SEALLap**® treatment for better selvedge bonding. This patented treatment guarantee excellent membrane bonding even in the most difficult situations.

SPIDER P and **SPIDER P MINERAL** have an adhesive underside protected by a mono-silicone coated polyethylene film to be removed at the time of application.

FASTlap®



Patented productive process for granulated sheets with granule-free sides and ends for easy overlapping.

BENEFITS:

- ✔ No need for heating and scraping granules at ends.
- ✔ Shorter installation time.
- ✔ Reduced material and labour costs.
- ✔ Faster, quicker, cleaner and easier roll lapping.
- ✔ Stronger, more reliable seams.
- ✔ Aesthetically attractive finish.
- ✔ Fewer call-backs and repairs.

SEALLap®



Unique factory-applied adhesive treatment at membrane overlaps for enhanced sealability.

BENEFITS:

- ✔ Instant adhesion between adjacent membranes, even when the temperature is particularly low.
- ✔ No need for adhesives or mastic tapes.
- ✔ Reduces the application time.
- ✔ Reduces the application costs.
- ✔ Ensures a quick, clean and easy adhesion of the sheets.
- ✔ Remarkable binding capacity of the overlaps.
- ✔ Immediate waterproofing of the construction.



INTENDED USE AS PER CE STANDARDS

PRODUCT	SINGLE LAYER		MULTI-LAYER				ROOT BARRIER	VAPOUR BARRIER	FOUNDATIONS	UNDER DISCONTINUOUS ROOFING
	V.	U.H.P.	F.L.		S.					
			V.	U.H.P.	V.	U.H.P.				
2 mm					•				•	
3,5 kg Mineral			•							•

F.L.: Finishing Layer - S.: Substrate - R.H.: Rising Damp - L.: Layer - V.: Visible - U.H.P.: Under Heavy Protection

SPIDER P and **SPIDER P MINERAL** are particularly indicated for use with thermoplastic thermal insulation materials, such as polyurethane foam, extruded and foam polystyrene, etc. wood roofs, and wherever flaming cannot be used for application. **SPIDER P** also permits bituminous waterproofing membranes that require light flaming with propane gas to be laid subsequently in alternative to a second self-adhesive layer. **SPIDER P** cannot be exposed to UV radiation and cannot be painted.

APPLICATION: INSTRUCTIONS AND RECOMMENDATIONS

Unroll **SPIDER P** and **SPIDER P MINERAL**, making sure that the adhesive part is facing down. Remove half of the mono-silicone coated release film at the lower end of the roll, fasten the sheet, and then remove the other half of the film, taking care to avoid the formation of air bubbles or wrinkles (on the screed or insulation panel). When laying on a pitched roof, apply the rolls from upwards downwards.


At the roof's ridge line, the membrane must be folded back 20-30 cm and then fastened mechanically. Whenever roof pitch is greater than 30%, the membrane must be fastened mechanically also at the overlap points (in accordance with the UNI reference standards) in order to avoid slipping and contrast the action of the wind. Make sure that any nails are completely covered by the next layer's selvage strip. Extra attention must be paid to the overlapping of the sheets. We recommend using shears, tile cutter, pressing rollers and Leister hot air guns. The surfaces to be waterproofed must be dry, clean, and provided with a coat of bituminous primer. The excessive humidity of the surfaces to be waterproofed can cause the detachment of the membrane and the formation of blisters. The product must never be laid at temperatures of less than 5 °C and always only in good weather.

SPIDER P and **SPIDER P MINERAL** must never be exposed to inclement weather.


STOCKING

Keep the products packed in the carton box in a dry place, away from direct sunlight. Do not place the pallets, one on top of another and the rolls must always be stocked in a vertical position. The contact with solvents and organic liquids may damage the product. Avoid application if the temperature is excessively low or high, avoid stamping (shoes with crampons, small objects or sharp edges).


For further information contact Polyglass SpA Technical Office.



Keep out of direct sunlight.



Avoid stocking pallets without evenly distributing the load.



Keep the rolls standing.



Absolutely avoid puncturing the product.

DIMENSIONS – PACKAGING

PRODUCT	THICKNESS mm	WEIGHT kg/mq	DIMENSIONS m
SPIDER P	2	-	1x15
SPIDER P MINERAL Grey	-	3,5	1x10

TECHNICAL SPECIFICATIONS

TEST METHOD	TECHNICAL SPECIFICATIONS	UNIT OF MEASURE	NOMINAL VALUES	NOMINAL VALUES
EN 1848-1	LENGTH	m	15 (-1%)	≥10
EN 1848-1	WIDTH	m	1 (-1%)	1 (-0,5% +1,5%)
EN 1848-1	STRAIGHTNESS	mm/10 m	Exceeds	Exceeds
EN 1849-1	THICKNESS	mm	2 (±0,2)	NPD
EN 1849-1	MASS PER UNIT AREA	kg/m ²	NPD	3,5 (±10%)
EN 1928-B	WATERTIGHTNESS	kPa	Exceeds	-
EN 1928-A	RESISTANCE TO WATER PENETRATION	mm/H ₂ O	-	W1
EN 1928-B	WATERTIGHTNESS AGAINST ARTIFICIAL AGEING	kPa	Exceeds	-
EN 1296	WATERTIGHTNESS AGAINST ARTIFICIAL AGEING	kPa	Exceeds	-
EN 1928-B	WATERTIGHTNESS AGAINST CHEMICAL	kPa	Exceeds	-
EN 1847	WATERTIGHTNESS AGAINST CHEMICAL	kPa	Exceeds	-
EN 13897	WATER TIGHTNESS AFTER STRETCHING	%	-	-
EN 13501-5	EXTERNAL FIRE PERFORMANCE	-	F _{Roof}	F _{Roof}
EN 13501-1	REACTION TO FIRE	Euroclass	F	F
EN 12316	PEEL RESISTANCE	N/50 mm	-	-
EN 12317	SHEAR RESISTANCE	N/50 mm	-	-
	TENSILE PROPERTIES			
	MAXIMUM LOAD AT BREAK			
	Longitudinal	N/50 mm	400 (-20%)	400 (-20%)
	Transversal	N/50 mm	300 (-20%)	300 (-20%)
	ELONGATION AT BREAK			
	Longitudinal	%	35 (-15)	35 (-15)
	Transversal	%	35 (-15)	35 (-15)
EN 12691-A	RESISTANCE TO IMPACT	mm	≥400	≥400
EN 12730-A	RESISTANCE TO STATIC LOADING	kg	≥10	≥10
	RESISTANCE TO TEARING			
	Longitudinal	N	130 (-30%)	130 (-30%)
	Transversal	N	130 (-30%)	130 (-30%)
EN 12310-1	RESISTANCE TO TEARING	N	130 (-30%)	130 (-30%)
EN 1107-1	DIMENSIONAL STABILITY	%	-	≤0,3
EN 1108	FORM STABILITY UNDER CYCLIC TEMPERATURE CHANGE	%	-	-
EN 1109	COLD FLEXIBILITY	°C	≤-10	≤-10
EN 1110	FLOW RESISTANCE AT ELEVATED TEMPERATURE	°C	≥100	≥100
EN 1109	ARTIFICIAL AGEING BEHAVIOUR (FLOW RESISTANCE)	°C	-	≥100
EN 1296	ARTIFICIAL AGEING BEHAVIOUR (FLOW RESISTANCE)	°C	-	≥100
EN 1296 - EN 1297	ARTIFICIAL AGEING BEHAVIOUR			
EN 1928	RESISTANCE TO WATER PENETRATION	mm/H ₂ O	-	W1
	TENSILE PROPERTIES			
	AGAINST ARTIFICIAL AGEING			
	MAXIMUM LOAD AT BREAK	N/50 mm	-	±30% initial value
EN 1296 - EN 1297	Longitudinal	N/50 mm	-	±30% initial value
EN 12311-1	Transversal	N/50 mm	-	±30% initial value
	ELONGATION AT BREAK			
	Longitudinal	%	-	±30% initial value
	Transversal	%	-	±30% initial value
EN 12114	RESISTANCE TO PENETRATION OF AIR	-	-	NPD
EN 12039	ADHESION OF GRANULES	%	-	≤30%
EN 1931	WATER VAPOUR PROPERTIES	μ	20000	20000
EN 1850-1	VISIBLE DEFECTS	-	ABSENT	ABSENT
ASTM D 1000	PEELING	N/10 mm	≥20	≥20

SPIDER P

SPIDER P MINERAL

Thickness and weight parameters are indicative only for Italian market.

In compliance with EN 13707 products standards (reinforced bitumen sheets for roof waterproofing), EN 13969 TYPE T (foundation) and EN 13859-1 products standards (underlays for discontinuous roofing).

Considering the various situations of use, the numerous types of support surfaces and the possibilities for use inside COMPLEX WATERPROOF LAYERING, Polyglass SpA cannot assume any liability for damages derived from the products in terms of function or aesthetics.



AVAILABLE COLOURS

Upperside protected with coloured mineral slate chips:



Grey

(Other colours available on request).

APPLICATION METHOD



- ① Apply a layer of bituminous primer (POLYPRIMER HP 45 Professional).
- ② Remove the roll from its package.
- ③ Lay and align the sheet up to a certain reference point (perimeter wall, gutter line, etc.).
- ④ Remove the protective monosiliconized film.
- ⑤ Fold the sheet back halfway lengthwise and remove the second half of the release film.
- ⑥ Remove overlapping selvage protective film (**SEALLap**[®]).
- ⑦ Roll over the areas in which the sheets overlap.
- ⑧/⑨ Apply the next layers (mineral coated) in the same way.
- ⑩ Detailed view of lateral and endlaps (**FASTLap**[®] and **SEALLap**[®]).
- ⑪/⑫ Technical details must be made using leister hot air guns and pressing rollers.



POLYGLASS SPA reserves the right to modify the products, without notice, in any necessary way in order to guarantee the continuous improvement of the product.

www.polyglass.com



Adds value!

POLYGLASS SPA

Registered Office: Viale Jenner, 4 - 20159 MILANO

Head Office: Via dell'Artigianato, 34 - 31047 Ponte di Piave (TV) - Italy

Tel. +39 04227547 - Fax +39 0422854118 - www.polyglass.com - info@polyglass.it